

Unit 4 Traffic Control Devices and Laws

Video Review: Signs, Signals and Markings

Video Review 4.1

Video 4.1 Review: Signs, Signals and Pavement Markings

Name

Date

1. What must you do before turning left at an intersection with a green light?

2. What do flashing yellow lights mean? _____

3. At a four-way stop intersection which vehicle should be given the right-of-way?

4. What is the meaning of a yield sign? _____

5. What color and shape are warning signs? _____

6. What do white lines mean? _____

7. Can you cross double solid yellow lines? _____

8. What should you do when emergency vehicles are approaching? _____



Unit 4 Traffic Control Devices and Laws

Unit 4 Words to Know Matchup

Worksheet 4.6

Unit 4 Words to Know Matchup		Worksheet 4.6
Name	Date	
<p>Directions: Match the clues on the left with the words in the list on the right. Place the matching letter in the blank to the left of the number.</p>		
_____ 1.	Signs that tell a driver of a possible danger a short distance ahead and allows the driver time to safely minimize risk.	A. Construction zone signs
_____ 2.	Pavement markings that separate traffic moving in opposite directions.	B. Flashing red signal
_____ 3.	Signs that help drivers get to their destination by identifying routes well in advance.	C. Flashing yellow signal
_____ 4.	Lanes that change the direction of travel.	D. Guide signs
_____ 5.	Lines, arrows, symbols or words painted yellow or white on the roadway to give a driver directions or warnings.	E. Incident signs
_____ 6.	Signs that tell the driver about specific laws that a driver must obey.	F. Pavement markings
_____ 7.	Indicates traffic must stop before entering the intersection and yield to other vehicles and pedestrians before proceeding.	G. Regulatory signs
_____ 8.	Signs that are temporary and let you know when you should be prepared to stop or detour due to an unplanned event.	H. Reserved lanes
_____ 9.	Indicates a need to slow down and proceed with caution.	I. Reversible lanes
_____ 10.	Signs that are rectangle or diamond shape and orange in color with black lettering.	J. Shared left-turn lanes
_____ 11.	Pavement markings that separate traffic going in the same direction.	K. Warning signs
_____ 12.	Lane located in the middle of the roadway for making left turns by vehicles traveling in either direction.	L. White line
_____ 13.	Lanes specially marked for certain types of vehicles.	M. Yellow line

Signs, Signals and Pavement Markings

Name _____

Date _____


1. In the space below, draw or describe the symbol which prohibits some type of action. For example, "No U-turn."

2. A) On the line below each sign, identify the type of sign using the numbers on the right.


1 – REGULATORY Sign
2 – WARNING Sign
3 – GUIDE OR INFORMATIONAL Sign

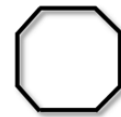
B) Complete the signs below by adding a message commonly seen on each sign along a road and give the main color of the sign in the space to the right of each sign.











3. Using the diagrams on the right, give the color and purpose of each line marked with a letter.

A. color _____

purpose _____

B. color _____

purpose _____

C. color _____

purpose _____

D. color _____

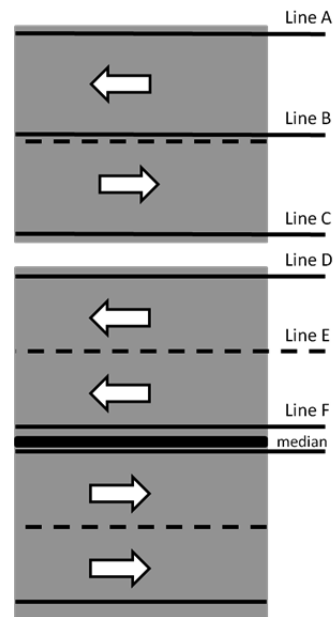
purpose _____

E. color _____

purpose _____

F. color _____

purpose _____



Definition and Purpose of Traffic Control Devices

Signs, Signals and Pavement Markings

Name _____

Date _____

_____ 4. What color are stop lines?
 A. YELLOW
 B. WHITE
 C. GREEN
 D. RED

_____ 5. What color are crosswalk lines?
 A. YELLOW
 B. WHITE
 C. GREEN
 D. RED

6. For each color listed below, write the letter of its major classification from the list on the right and then give an example of this type of sign.

COLOR	CLASSIFICATION OR TYPE OF SIGN		EXAMPLE
1. WHITE		A. Construction sign	
2. YELLOW		B. Guide/Direction, information sign	
3. GREEN		C. Incident sign	
4. BROWN		D. Regulatory sign **	
5. RED		E. Motorist services	
6. ORANGE		F. Warning sign **	
7. BLUE		G. Recreational and cultural information	
8. FLUORESCENT PINK		H. School zones and crossings	
9. BLACK		NOTE: ** Indicates this letter may be used more than once	
10. FLUORESCENT YELLOW			








Definition and Purpose of Traffic Control Devices

Signs, Signals and Pavement Markings

Name

Date

7. Match each traffic sign on the right with the message/legend on the left.

1		Bicycle Crossing	A.		G.	
2		Follow Detour to Right				
3		Divided Highway Begins	B.		H.	
4		Do Not Enter				
5		Right Lane Ends	C.		I.	
6		Lane Added				
7		No Left Turn	D.		J.	
8		No Parking				
9		Railroad Ahead	E.		K.	
10		Traffic Signal Ahead				
11		Steep Hill Ahead	F.		L.	
12		Slippery When Wet				

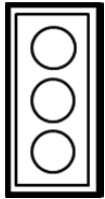
Signs, Signals and Pavement Markings

Name

Date

If you wish, color in each of the lights appropriately according to directions.

8. On the lines below write the 3 colors and meaning of each lens on the traffic signal.



9. What is the arrangement of the lights if the traffic light is placed like this? Give the color of each light on the lines in the order they appear.



--	--	--

10. Why are the lights in traffic signals always in the same order?

11. What do these traffic lights indicate?



Flashing yellow: _____



Flashing red: _____




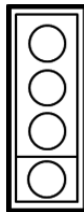

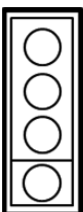


Definition and Purpose of Traffic Control Devices

Signs, Signals and Pavement Markings

Name

Date

12. For the following signs and signals, mark or color the information needed to make them correspond to the given statement.

<p>1.</p> 	<p>All traffic must stop except those going left.</p>	<p>2.</p> 	<p>You may go straight or have a protected left turn.</p>
<p>3.</p> 	<p>Clear the intersection.</p>	<p>4.</p> 	<p>All traffic must stop except for those going right.</p>
<p>5.</p> 	<p>Proceed straight ahead only.</p>	<p>6.</p> 	<p>You should slow down and be prepared to stop.</p>
<p>7.</p> 	<p>Do not travel in this lane.</p>	<p>8.</p> 	<p>Travel in this lane is permitted.</p>